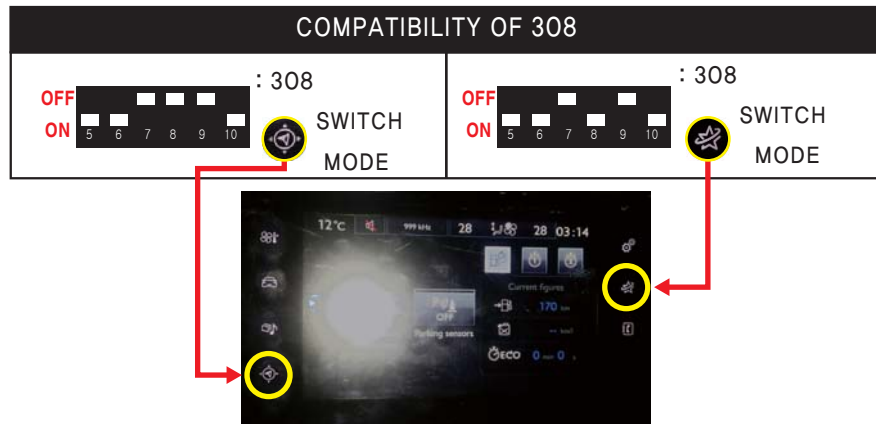
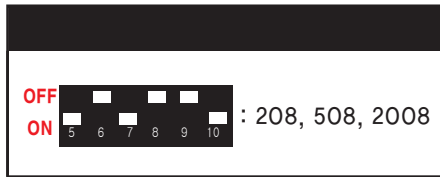


1. COMPATIBLE WITH : PEUGEOT 208 , 2008, 308, 508

* DIP S/W METHOD [(ON) 0 : ↓ off on / (OFF) 1 : ↑ off on]

OFF ON ON 1 2 3 4 5 6 7 8 9 10
 DIP_SW1 : Navigation On/Off
 DIP_SW2 : AV1 On/Off
 DIP_SW3 : AV2 On/Off
 AV3 SET ON OSD MENU
 DIP_SW4 : REAR CAMERA On/Off
 DIP_SW5,6,7 : VEHICLE Setting
 DIP_SW8 : X
 DIP_SW9 : RESOLUTION OF MONITOR 800 Off/ 480 On
 DIP_SW10 : On



3. HOW TO SWITCH TO REAR CAMERA :


- PEUGEOT 208 : REAR CAMERA CONNECT WITH REVERSE LIGHT.
- PEUGEOT NEW 308 : 12V OUTPUT(POWER OF REAR CAMERA) CONNECT WITH CAN WHEN YOU WANT TO SWITCH TO REAR CAMERA BY CAN.

* HOW TO SWITCH MODE



- 1 SRC PRESS 2S LONG FOR SWITCHING MODE
- 2 208 : PRESS MENU BUTTON 2S LONG FOR SWITCHING MODE

* HOW TO CONNECT CAN



[COMPONENTS]

