



2018

# SPXC90 2017 V90, S90, XC60, XC90 DIGITAL VIDEO INTERFACE

DOC NO : 18/04/10

1) COMPLATIBLE WITH 2017~ V90, S90, XC60, XC90

\*DIP S/W SETTING METHOD : [ (ON)-Down 0 : ↓ off on / (OFF)-Up 1 : ↑ off on ]



- DIP\_SW1 : Navigation On/Off
- DIP\_SW2, 3 : X
- DIP\_SW4 : REAR CAMERA On/Off
- DIP\_SW5 : X
- DIP\_SW6,7 : VEHICLE SETTING
- DIP\_SW8 : On

off on

6 7 8

V90, S90, XC60, XC90(WIDE)

off on

6 7 8

V90, S90, XC60, XC90(4:3)

2) HOW TO SWITCH SCREEN



- ① HOLD BUTTON TWICE FOR SHORT TO SWITCH MODE
- ② HOLD BUTTON TWICE FOR SHORT TO ORIGINAL MODE

3) HOW TO SWITCH THE REAR VIEW CAMERA

CAN CONNECTION METHOD : ORIGINAL OBD CONNECTOR

### [ ACCESSORIES ]

<CONNECT WITH SCREEN>

LVDS CABLE (B TYPE)

<CONNECT WITH LVDS IN OF INTERFACED>

MAIN UNIT

IR SENSOR

POWER CABLE

### \*OPTION


R/C

4PIN FILM



TOUCH CABLE

4) HOW TO CONNECT

(1)



(2)



LVDS IN LVDS OUT

REVERSE CAM REAR 12V OUT

CAN 1 LOW

CAN 1 HIGH

ACC GND

REVERSE CAN

OEM OBD